
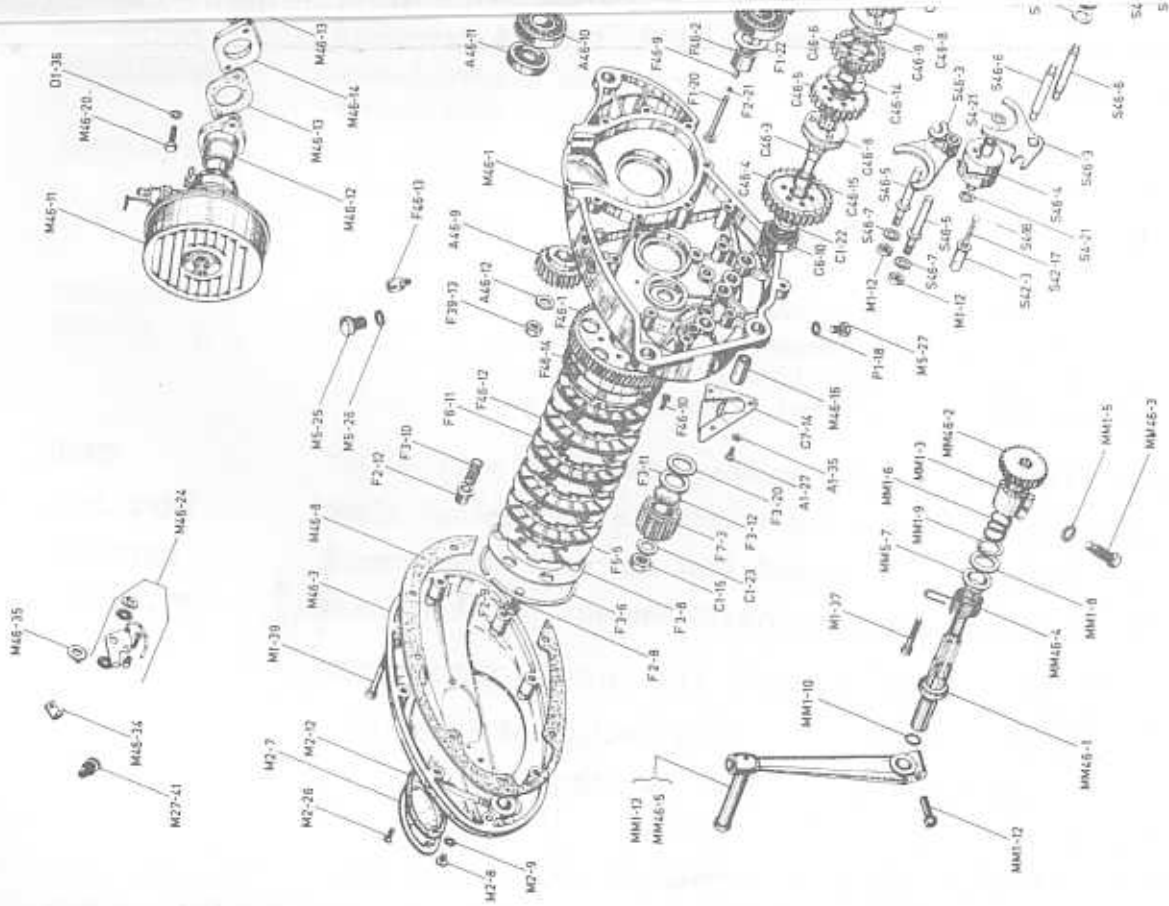


Blank white rectangular area at the top of the page.

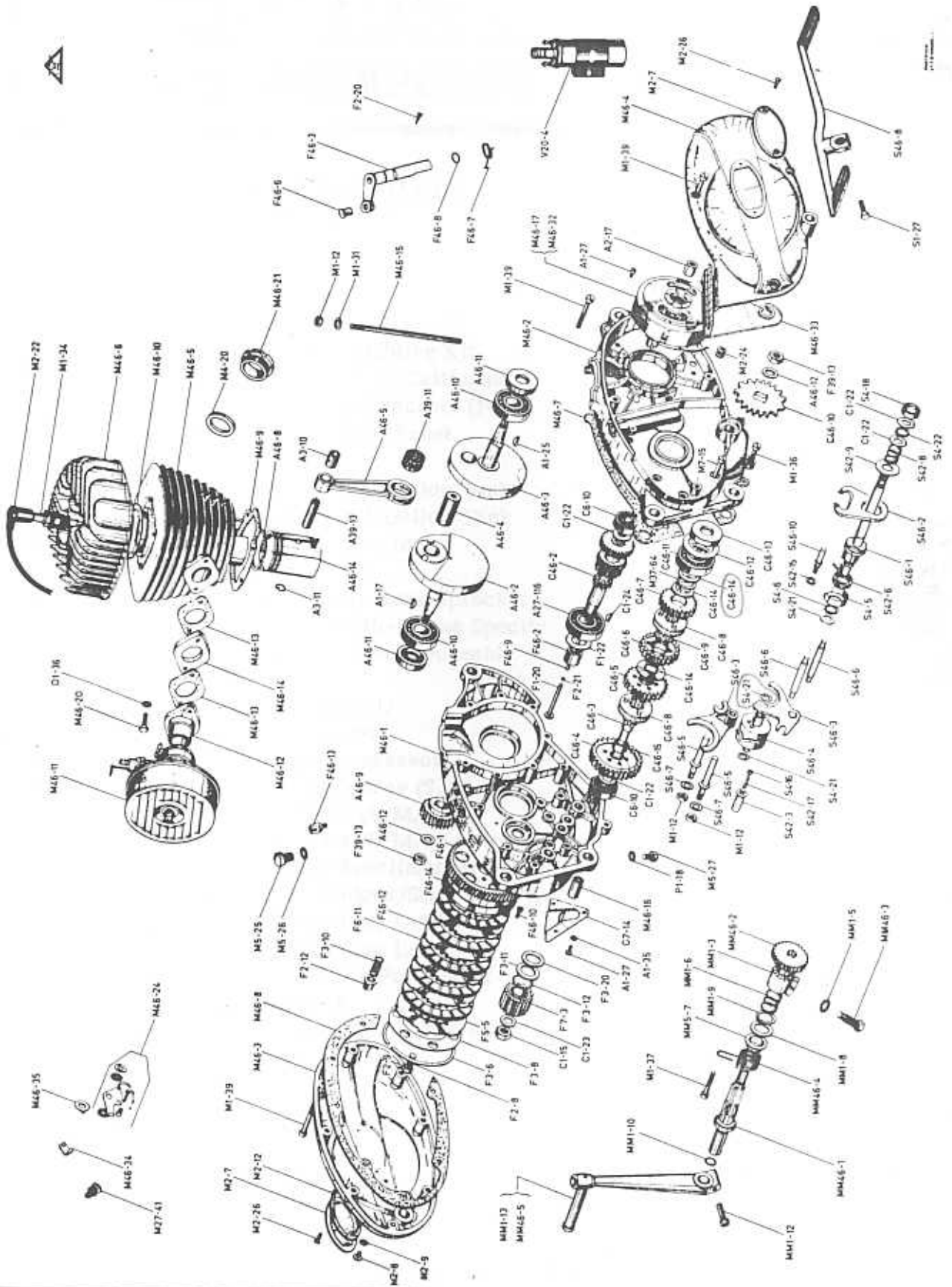


546-2 542-8 / 54-22 54-27





'Minarelli' ENGINE PARTS LISTING



COTTON 170. TRIALS

FRAME. Main frame, constructed of $1\frac{1}{4}$ " tube with $1\frac{1}{8}$ " headstock bracer tube. The duplex engine cradle and rear down tubes are of $\frac{7}{8}$ " and the seat platform and seat down tubes of $\frac{3}{4}$ " diam. All tubing is of 14 guage (81 thous. inch) cold drawn 'A' quality. The frame is a one piece bronze welded construction, with extra strengthening gussets arc welded to the steering head.

S/Arm. $1\frac{1}{8}$ " tube, pivoting on widely spaced silent block bushes, giving ample clearance for the rear tyre. The rear wheel is adjusted by snail cams.

WHEELS Lightweight alloy hubs with cush drive in rear, fitted with 2.75 X 21" front and 4.00 X 18" rear Dunlop Trials tyres. Chrome plated rims, cable front brake and rod rear brakes.

FRONT FORK Long movement $6\frac{1}{2}$ " hydraulically damped telescopic.

REAR UNITS Girling hydraulic with 3 position adjustment.

MUDGUARDS Aluminium alloy 4" front 5" rear.

HANDLEBARS Strong Trials bars with chrome plated ball ended levers fitted with cable adjusters.

FOOTRESTS Interchangeable, machined from solid with flat strip welded to top, bolted to bosses which are double gusseted to the rear down tubes. Left side rest acts as pivot to the rear brake pedal.

EXHAUST SYSTEM Spring mounted to engine, passing over the cylinder head to a flat silencer mounted beneath the seat. The silencer is firmly mounted, with twin tail pipes passing inside the frame, making it impossible for the rider to burn his legs

SEAT Trials type with sorbo padding under leatherette cover.

FUEL TANK Small Cotton type of fibre glass construction 2.1 U.S. gall

LIGHTING Direct, with head and tail lamps.

DIMENTIONS Wheel base 51" Ground Clearance $10\frac{1}{2}$ " Weight 185 lbs.

BASIC PRICE \$210 Kit Form., Heavy Flywheel Ring \$4. 10. 0
extra.,

EXTRAS Scrambler Tyres Folding Rests
Drop Stand Large Seat.

We have developed the heavy flywheel ring to give still more low down control. As fitted on the Works Machines.,

MINARELLI ENGINE

- CRANKCASE. Die cast alloy, unit construction engine-gear unit to give maximum rigidity.
Bore 60 mm Stroke 60 mm capacity 170 cc.
- CRANKSHAFT. Pressed up type with short shafts for rigidness mounted on large diameter ball bearings. The crankpin is over 1" diam. Needle rollers are fitted to both ends of the connecting rod.
- CYLINDER. Large aluminium die cast head and barrel with thick cast steel liner and machined ports. Hemispherical combustion chamber with a squish band. 14 mm spark plug 8.5 : 1 C/Ratio
- PRIMARY DRIVE. Helical gear drive to multi plate clutch with bonded inserts lubricated by oil bath circulating through the gear box.
- GEAR-BOX. Ball bearing mounted shaft with cross over drive, constant mesh gears with heavy strait cut tooth form, running in oil. Simple and reliable positive stop gear change mechanism with rocking foot pedal. Geared kick starter with folding foot pedal.
- GEAR RATIO.
- | 1st. | 2nd. | 3rd. | 4th. | |
|------|------|------|------|-------------------------|
| 35.0 | 22.4 | 18.5 | 14.1 | with 65t rear sprocket. |
| 27.5 | 17.7 | 14.8 | 11.4 | with 52t rear sprocket. |
- Other sprockets available 50 t. 58 t. 60 t. 70t.
- IGNITION Energy transfer flywheel magneto with lighting coils, or Transistorised electronic flywheel magneto without lighting coils. The separate H.T. coil is mounted in a cool and safe position under the fuel tank.
- CARBURETTOR Delorto with remote float chamber.